

### SPECIFICATIONS:

**MODEL NUMBER:** 2088-574-534

**PUMP DESIGN:** Positive Displacement 3 Chamber Diaphragm Pump

*Note: Pump is coated with a plastic compound for improved corrosion resistance.*

**CHECK VALVE:** (1-Way Operation) Prevents Reverse Flow

**CAM:** 3.0 Degree

**MOTOR:** Permanent Magnet, P/N 11-181-00, Thermally Protected

**VOLTAGE:** 24 VDC Nominal

**PRESSURE SWITCH:** Splash-Proof, Adjustable from 30 to 50 PSI.

Factory Set @ 45 PSI Shut-Off, Turn On 25 PSI  $\pm$  5 PSI

**LIQUID TEMPERATURE:** 130 Degrees Fahrenheit (54 Degrees Centigrade) Max.

**PRIME:** Self-Priming Up To 9.0 Ft. Vertical,  
Max. Inlet Pressure 30 PSI (2.1 Bar)

**PORTS:** 1/2"-14 Male Parallel Thread

**MATERIAL OF CONSTRUCTION:**

**PLASTICS-** Polypropylene

**VALVES-** Santoprene

**DIAPHRAGM-** Santoprene

**FASTENERS-** Stainless Steel

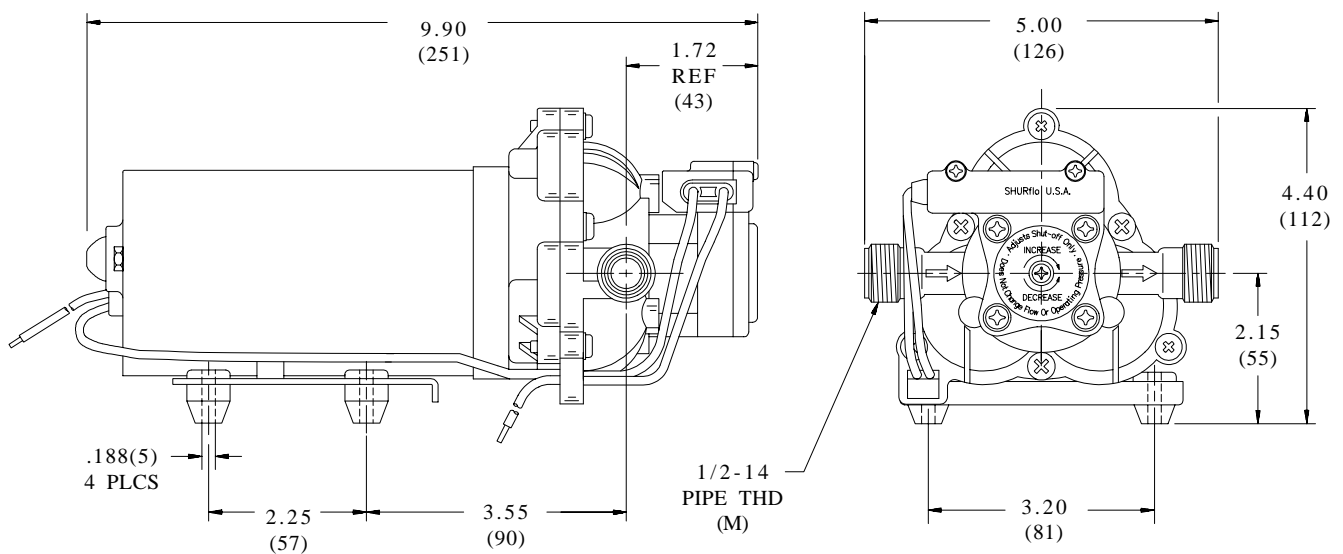
**NET WEIGHT:** 6.4 Lbs (2.9 Kg)

**DUTY CYCLE:** Continuous (See Temperature Rise Chart)

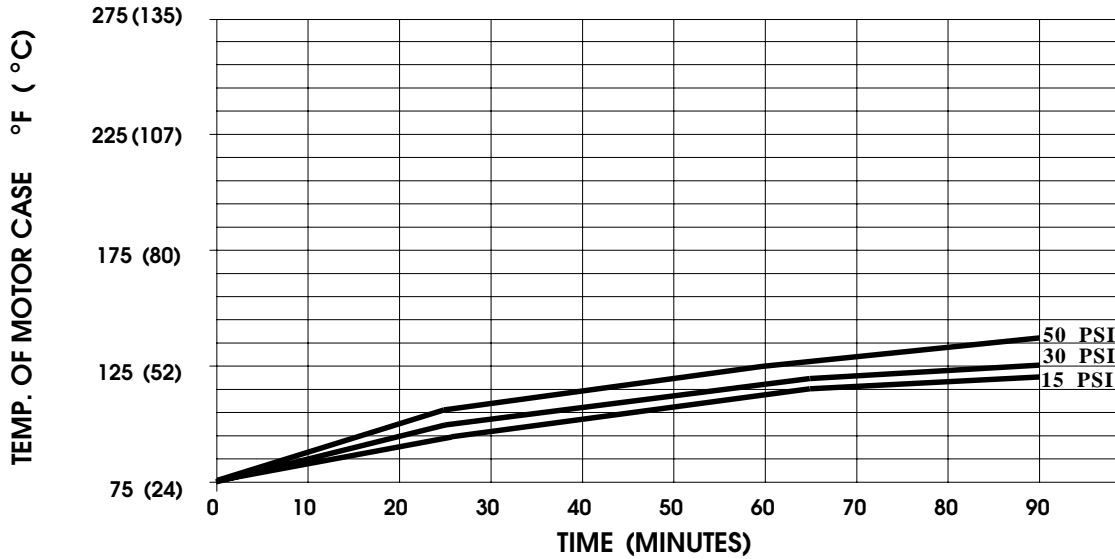
**TYPICAL APPLICATIONS:** Industrial

**APPROVALS:** U.L. Marine/N.S.F. Listed

### DIMENSIONS:

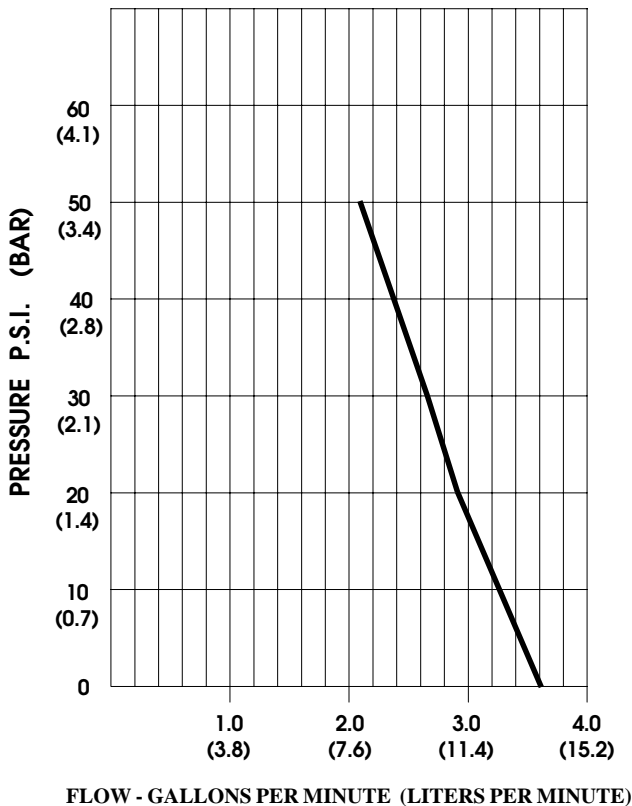


**TEMPERATURE RISE**



THIS GRAPH IS FOR USE AS A DESIGN GUIDE. IT IS BASED ON RUNNING CONTINUOUSLY WITH AN AMBIENT TEMPERATURE OF 75°F IN STILL AIR. THE THERMAL BREAKER WILL OPEN WHEN THE CASE TEMPERATURE REACHES 280° F.

**TYPICAL PERFORMANCE**



PRESSURE (PSI)	FLOW (GPM/LIT)	RPM MIN/MAX	CURRENT (AMPS)	VOLTAGE (VOLTS)
OPEN	3.60/13.6	2460/2465	3.0	24VDC
10	3.17/12.0	2455/2460	3.1	"
20	2.92/11.0	2425/2430	3.6	"
30	2.63/9.9	2390/2395	4.1	"
40	2.34/8.8	2375/2380	4.5	"
50	2.10/7.9	2350/2370	5.0	"

*-SPECIFICATIONS SUBJECT TO CHANGE WITHOUT NOTICE.  
-ALL DATA BASED ON TESTING WITH WATER.*